



# INTRODUCING INFINIFORM™

## INFINITE CREATIVE POSSIBILITIES IN A SUSTAINABLE SCENIC SOLUTION

### KEY FEATURES & BENEFITS

- INTEGRATION
- SUSTAINABILITY
- MODULARITY
- EFFICIENCY
- CREATIVITY
- SCALABILITY

### DESCRIPTION

PRG's Infiniform™ is a new modular scenic platform that offers designers an efficient and sustainable way to bring their vision to life.

Engineered for easy integration of INFiLED and Roe 500x500mm LED tiles, as well as other technological components, Infiniform™ provides your scenic infrastructure – a reusable canvas on which you create your production's visual experience.

### SYSTEM COMPONENTS

The building blocks of the Infiniform™ platform.

#### SYSTEM FRAMES



#### Common Sizes

1000 x 2000mm

1000 x 1000mm

1000 x 500mm

2000 x 500mm

500 x 500mm

#### LED FRAMES


- Built-in LED Interface
- Easy access for quick maintenance

#### FLOOR FRAMES

- Integrated LED Footer
- Integrated leveling for uneven surfaces

#### INTEGRATED LOCK SYSTEM


- Tool-less pre-installed locks
- Enables rapid assembly on show site



LED FRAMES



FLOOR FRAMES



TOOL-LESS SYSTEM

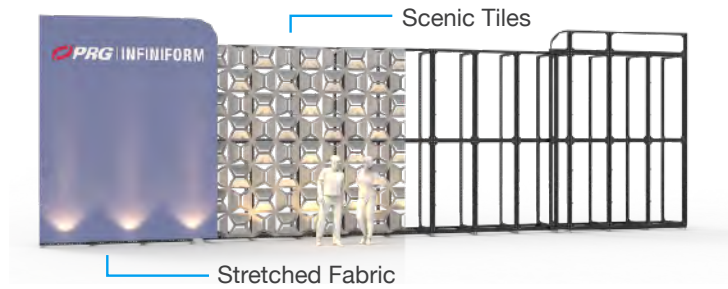



## MODULAR SOLUTIONS

Common configurations can be quickly deployed from PRG's Infiniform™ inventory in the US and Europe.

### FREE-STANDING STRUCTURES

Enhance your brand, deliver content, inform your attendees. Free Standing Structures provide endless opportunities to elevate the experience with incorporated LED video and digital printed graphics.



### THEATER STYLE PRESENTATION

Traditional back wall setup can utilize integrated LED, stretched fabric and dimensional scenic tiles.



### ACTIVATIONS

Infiniform™ allows you to easily integrate structural elements like floors, stairs, and LED walls into your existing display.



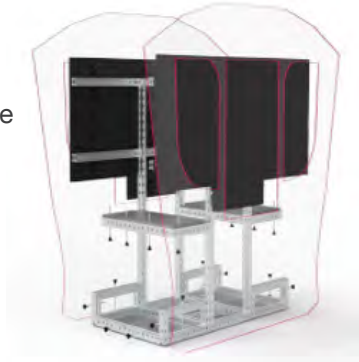
## CUSTOM SOLUTIONS

Infiniform™ can also be deployed in the most demanding custom applications.

### QUEEN'S CARRIAGE PLATINUM JUBILEE

Infiniform™ framing installed in the 260-year-old Gold Coach, allowing her to appear virtually.

- The historic coach couldn't be modified in any way
- LED walls positioned behind the carriage windows
- Integrated shock-absorbing suspension stabilized screens



### THE 1975 TOUR

The set was designed and fabricated in 6 weeks, using the Infiniform™ platform.

- Custom and universal Infiniform™ components are incorporated into the design
- Set load-in is completed in under 6 hours labor
- Each component of the Infiniform™ platform is reusable



## INTERESTED IN LEARNING MORE ABOUT THE POSSIBILITIES OF INFINIFORM™?

To order Infiniform™ please contact John Saltonstall, General Manager of Scenic Technologies at [+1 \(702\) 942-4522](tel:+17029424522) or [john.saltonstall@prg.com](mailto:john.saltonstall@prg.com)